







Hide and seek

1 Read and match.




- Read and match who Colin the caterpillar says hello to. Say hello to all the bugs.
- Find and circle the busy caterpillar  on each page as you do Unit 1.

2 Write and draw.



caterpillar ladybird snail ~~bee~~ butterfly



1 I can see a
bee.




2 I can see a
_____.




3 I can see a
_____.



4 I can see a
_____.



5 I can see a
_____.



6 I can see a
_____.



• Write the bugs you can see in pictures 1-5. Choose a bug to draw in 6 and complete the sentence. Say the bugs you can see in each picture.

3 Colour, count and write.




one

~~two~~

three

four

five



a

2



b



c



d



e



t w o

• Colour and count the bugs. Write the numbers.

7 Read and write. 

~~butterfly~~ caterpillar ladybird bee snail
 one two three four five



butterfly



8 Colour. 



- Read and write the words under the pictures.
- Colour the pictures to show what you can do.

Key: I can read and write the names of the bugs/I can read and write numbers 1-5/I can read the song and rhyme.

- Look and count the busy caterpillars you have circled in Unit 1.